



Active Noise Cancelling Wireless Headphones INSTRUCTION MANUAL

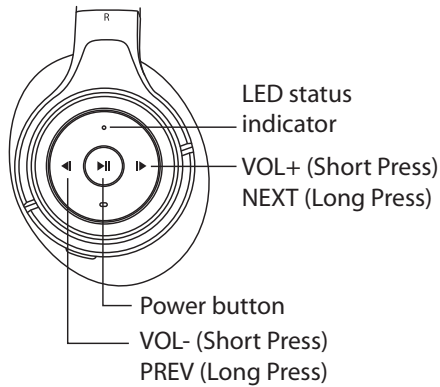
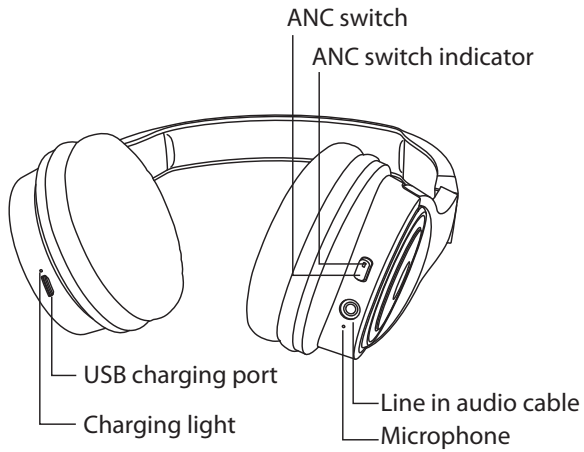
Model: QDPRANCBK



The Bluetooth® word mark and logos are registered trademarks owned by Bluetooth SIG, Inc. and any use of such marks by Officeworks Ltd. is under license.



Functions

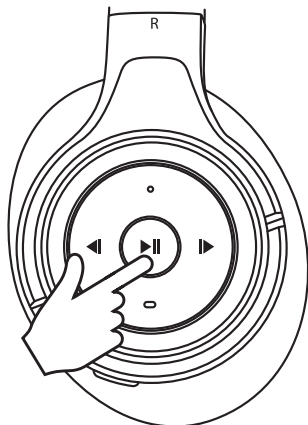


Pack Contents

1. Headphones
2. Instruction manual
3. USB charging cable
4. Audio cable
5. Airline adaptor
6. Headphone case

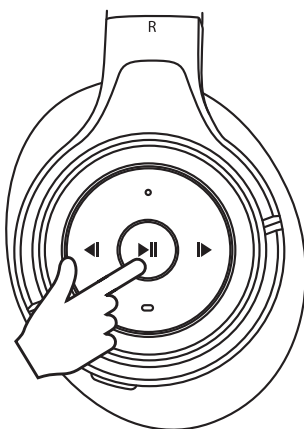
Note: When an audio cable is plugged in, the Bluetooth wireless function will disconnect.

Power On



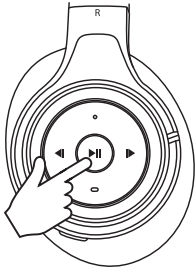
Press and hold
3 sec

Power Off

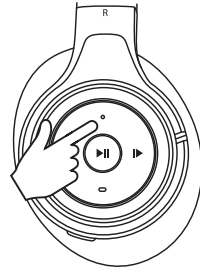


Press and hold
3 sec

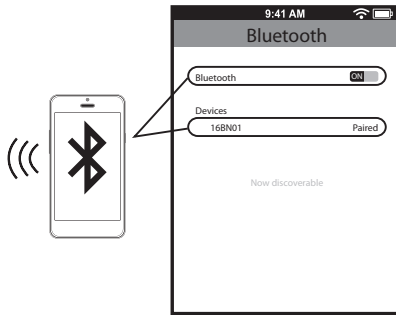
Bluetooth Pairing



Press and hold
3 sec



LED will flash red
and blue when ready
to connect



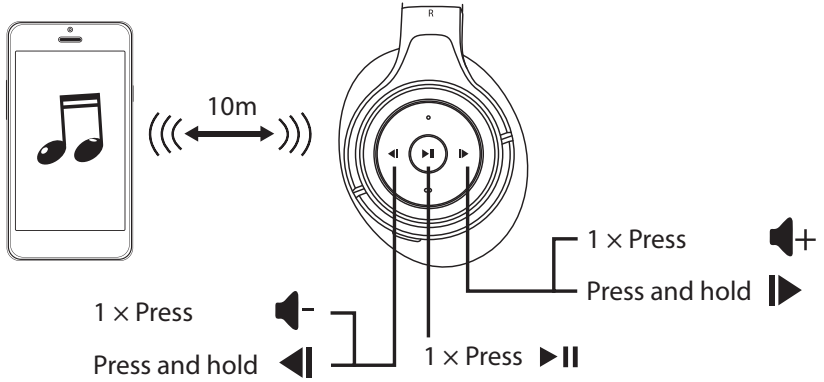
In your device's Bluetooth
settings activate bluetooth and
select "16BN01" enter
the PIN '0000' if needed



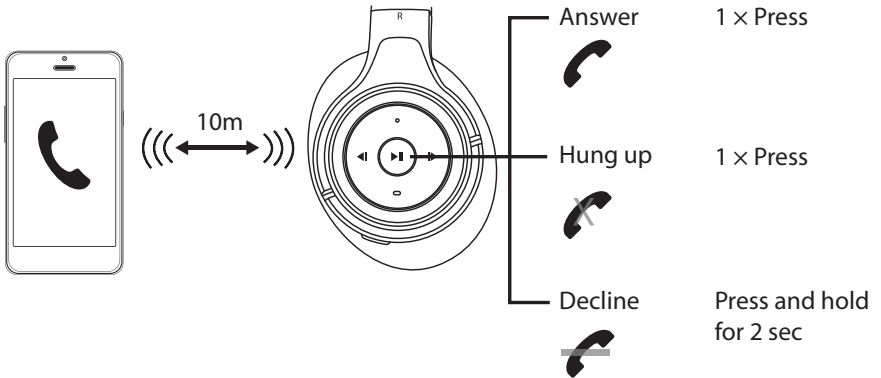
The blue LED light will be on
and flash to indicate the
headphone is connected



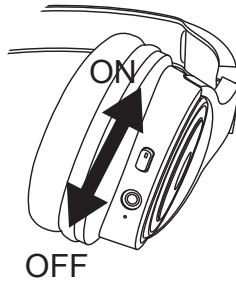
Play



Calling Mode



Active Noise Cancelling (ANC) Function



Turning ON: Slide the ANC switch on the right headphone to ON, the indicator light on the switch will turn red.

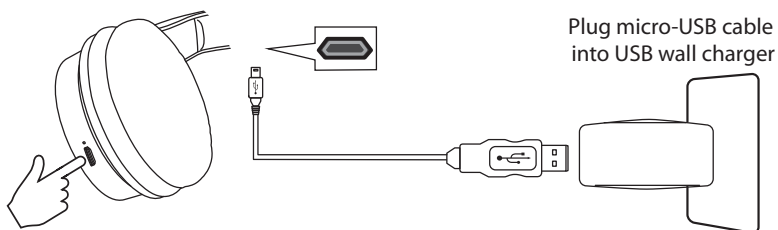
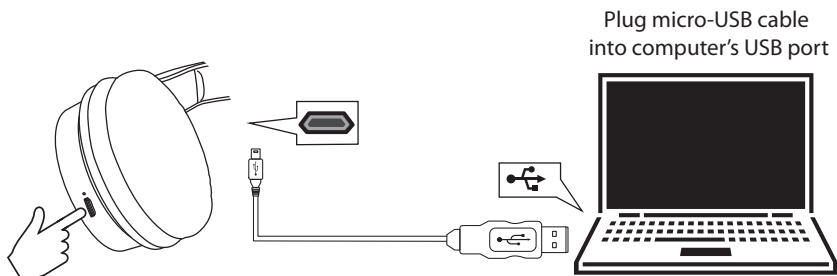
The ANC function uses more power when turned on and will reduce the time between charge of the headphones.

ANC reduced $15\text{db}\pm 3\text{db}$ noise.

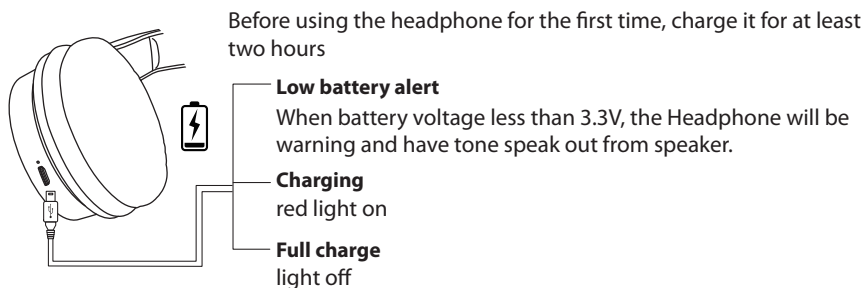
Product Specifications

- | | |
|-----------------------------|---|
| 1. Charging voltage: | Micro USB 5V |
| 2. Bluetooth working range: | 10 metres |
| 3. Working time: | ANC off: 7-8 hours, ANC on: 3-3.5 hours |
| 4. Standby time: | Up to 70 hours |

Charging



Charging



Airline Adaptor

The airline adaptor can only be used on the aircraft.

Plug the airline adaptor into the connector of the video player on the plane, then connect the headphone with the Adaptor by audio cable.

- **Do not expose the device to water or attempt to disassemble the device**
- **Headphones will not turn on**
 - Ensure headphones are fully charged before turning it on.
- **My mobile device is unable to find the Bluetooth headphones**
 - Check that the headphones is in pairing mode (blue/red indicator lights flashing).
 - Remove "16BN01" from Bluetooth settings list and setup again.
 - If still no search result, please restart the headset and phone, and try again.
- **After successfully pairing, headphones disconnect**
 - Check the battery level and recharge if low.
 - Ensure headphones are within 10m of mobile device and free of obstructions.
 - The connection may be affected by obstructions such as walls or other electronic devices. Try moving closer to the device you are connected to.
- **When answering a call, I cannot hear anything**
 - Ensure the mobile device is connected to headphones and not on speakerphone mode.
 - Increase the volume on your mobile device.
- **There is no sound when listening to music**
 - Increase the volume on your mobile device.
 - Reconnect the headphones to your mobile device.
 - Check if the app has paused or stopped playback.
- **Headphones will not charge**
 - Check whether the charging cable is functional.
 - Ensure the micro-USB charging cable is fully seated in the headphones and wall charger ports.
 - Ensure the charging cable and wall charger are functional.

**Officework address: Officeworks Ltd. 1 South Drive, 236-262 East Boundary Road,
East Bentleigh, VIC 3165**